






## WiFi SMART PLUG & APP

efergy®

eGO from efergy uses the latest in WiFi communication technology to allow users to control the power of appliances within their property and monitor their energy usage. Simply download our app, plug your appliance into a SmartPlug and connect to your local WiFi router. It will then search for any installed smart plugs and tell you whether they are on or off. When connecting to the internet anywhere in the world, whether by WiFi or 3/4G, you can open the app and check whether or not you left your power hungry appliances on and then turn them off with the touch of a button.



# MOBILE CONTROL

-  WiFi networking lets you control locally or on the go via 3/4G
-  Use to switch off one appliance or a multisocket
-  Use your smartphone to set timers
-  Eliminates the cost of leaving devices on standby
-  Instantly see the cost of using energy in your home
-  View your hourly, weekly, monthly or average energy data



# WiFi SMART PLUG & APP



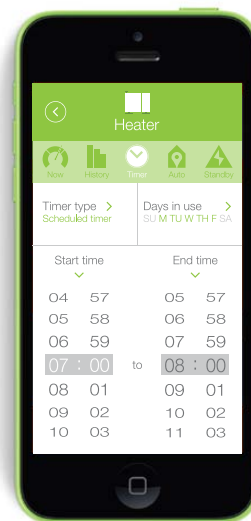
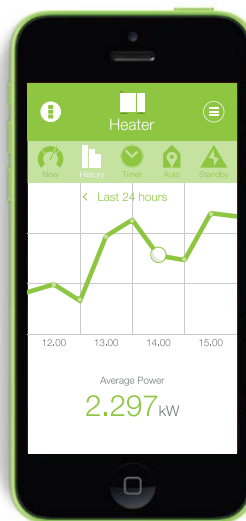
## APPLIANCE MONITORING & CONTROL

Turn appliances on/ off with the touch a button and see how much power appliances are using.

Monitor how much energy & money and your appliances are consuming as well as their relative carbon emissions

Check if appliances have been left on standby and switch them off or set auto-save to save energy.

Set a range of timers to control when appliances should turn on/off. Group appliances to control more than one at a time.



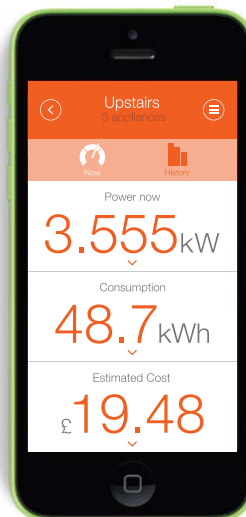
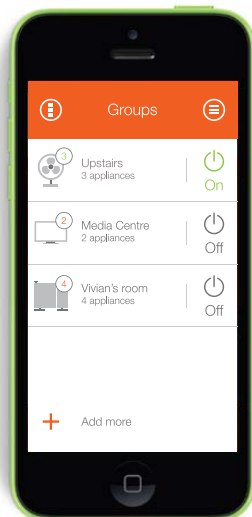
## CREATE AND CONTROL GROUPS

Group appliances that you want to monitor and control simultaneously.

Set a location for each appliance and group them according to location before turning them all on/ off.

Use groups to see which room in your home costs the most money to power.

See historical information a group and then compare with a breakdown by appliance.



## EASY TO INSTALL

- Download and install the iPhone/ Android app
- Plug the SmartPlug into a power outlet. If on the LED will light green
- Use app to pair ego plugs to router. Note WiFi LED on plug.
- Tag each of the identified appliances with a name, icon and location
- Use the range of tools to monitor an control ego SmartPlugs
- Browse appliance usage history and control standby levels
- Use the auto-home feature and timer to control appliances
- Monitor, Reduce & Save!

## TECHNICAL INFORMATION

Model Name	ego! SmartPlug
Model Number	EGOWFPLUG
Voltage	Suitable for UK/EU/AU/USA/RSA
Rating	110-240VAC
Frequency	WiFi 2.4GHz
Range	Global (2G/3G/4G LTE)
Code Settings	App Connected
LED Output	Power State/ WiFi Connection



# MONITOR REDUCE SAVE